

PERTUBUHAN SIKH NAUJAWAN SABHA MALAYSIA
Sikh Naujawan SABHA MALAYSIA

Reports and Financial Statements
30th April 2019


CORPORATE INFORMATION


President	Dr Jasbir Singh
Honorary secretary	Khushwant Singh
Honorary Treasurer	Jaspal Singh
Internal Auditors	Satvinder Singh
Internal Auditors	Jaswant Singh
Registered Place of Business	No. 11A, Jalan Kuantan, Titiwangsa, Kuala Lumpur

CONTENTS	Page
International Sikh Centre (ISC) Balance Sheet	1
International Sikh Centre (ISC) Receipts and Payments Statement	2
International Sikh Centre (ISC) Income and Expenditure Statements	3
SNSM Balance Sheet	4
SNSM Receipts and Payments Statement	5 - 7
SNSM Income and Expenditure Statements	8 - 9
Notes to the Financial Statements	10 - 15


INTERNATIONAL SIKH CENTRE (ISC) BALANCE SHEET AS AT 30 APRIL 2019


	Note	FY 2019 (In RM)	FY 2018 (In RM)
FIXED ASSETS		2,731,000	2,732,400
LAND AND BUILDINGS		2,725,400	2,725,400
OTHER FIXED ASSETS		5,600	7,000
Tractor		5,600	7,000
ADD - CURRENT ASSETS		2,145,264	2,245,626
FIXED DEPOSITS WITH FINANCIAL INSTITUTIONS		1,027,336	2,027,136
Fixed Deposits		200,790	200,790
Unit Trusts, etc.		1,826,546	1,826,346
CASH AND BANK BALANCES		118,928	118,230
Current Deposits		92,558	93,589
Savings Deposits		26,331	24,901
LESS - CURRENT LIABILITIES		-	-
OTHER PAYABLES AND ACCRUALS		-	-
NET ASSETS		4,877,264	4,878,026


Jasbir Singh
Jathedar (President)


Khushwant Singh
Sewak (Hon. Secretary)


Jaspal Singh
Khazanchi (Hon. Treasurer)


Satinder Singh
Auditor


Jaswant Singh
Auditor

The annexed notes form an integral part of, and should be read in conjunction with, these financial statements

INTERNATIONAL SIKH CENTRE (ISC) STATEMENT OF RECEIPTS AND PAYMENTS FOR THE YEAR ENDED 30 APRIL 2019


	FY 2019 (in RM)	FY 2018 (in RM)
CASH AND BANK BALANCES (BEGINNING)	2,145,626	2,376,617
BUILDING FUND	2,145,626	2,376,617
Current Deposits	93,389	24,194
Savings Deposits	24,901	24,901
Fixed Deposits	200,790	500,977
Unit Trusts, etc.	1,826,546	1,826,546
RECEIPTS	216,630	250,514
BUILDING FUND RECEIPTS	159,336	172,455
Donations	129,336	76,484
Interest Earned (Building Funds)	30,000	95,971
SIKHI TSUNAMI 550	10,706	-
PUNJABI EDUCATION CENTRE SUBSIDIES	13,250	9,000
SAMELAN CLASSROOM CABINS DONATIONS	33,338	69,059
PAYMENTS	215,991	481,505
ADMINISTRATIVE EXPENSES	203,441	172,723
Staff Expenses		
- Allowances	78,194	66,847
- Medical	-	150
ISC Development Expenditure (Temporary Structures & Survey Fees)	24,460	23,754
ISC Land Langgar and Provisions	19,108	16,275
ISC Land & Equipment Maintenance	25,399	20,928
ISC Land Utility Bills		
- Water Bill	10,917	935
- Electricity Bill	22,238	21,265
ISC Land Quit Rent and Assesment Charges		
- ISC Land Assesment Charges	704	-
General Insurance	-	22,568
Samelan	22,422	-
ISC LANDSCAPING	-	1,578
TRAVEL EXPENSES	-	540
Fuel	-	540
ISC PROGRAMMES	-	2,492
Akhand Paath	-	2,492
BANK CHARGES	14	37
PUNJABI EDUCATION CENTRE EXPENSES	7,372	12,315
Teachers Allowances	7,270	10,735
Books Purchases	-	175
Stationaries	102	-
Education Tour	-	1,405
SIKHI TSUNAMI 550	5,165	-
SAMELAN CLASSROOM CABINS EXPENSES	-	291,821
CASH AND BANK BALANCES (ENDING)	2,146,264	2,145,626
BUILDING FUND	2,146,264	2,145,626
Current Deposits	92,598	93,389
Savings Deposits	26,331	24,901
Fixed Deposits	200,790	200,790
Unit Trusts, etc.	1,826,546	1,826,546


INTERNATIONAL SIKH CENTRE (ISC) STATEMENT OF INCOME AND EXPENDITURE FOR THE YEAR ENDED 30 APRIL 2019


	FY 2019 (in RM)	FY 2018 (in RM)
INCOME	216,630	250,514
BUILDING FUND RECEIPTS	159,336	172,455
Donations	129,336	76,484
Interest Earned (Building Funds)	30,000	95,971
SIKHI TSUNAMI 550	10,706	-
PUNJABI EDUCATION CENTRE SUBSIDIES	13,258	9,000
SAMELAN CLASSROOM CABINS DONATIONS	33,338	69,059
EXPENDITURE	212,226	488,505
ADMINISTRATIVE EXPENSES	203,441	172,723
Staff Expenses		
- Allowances	78,194	66,847
- Medical	-	150
ISC Development Expenditure (Temporary Structures)	24,460	23,754
ISC Land Langgar and Provisions	19,108	16,275
ISC Land & Equipment Maintenance	25,399	20,928
ISC Land Utility Bills	-	
- Water Bill	10,917	935
- Electricity Bill	22,238	21,265
ISC Land Quit Rent and Assesment Charges	-	
- ISC Land Assesment Charges	704	-
General Insurance	-	22,568
Samelan	22,422	-
ISC LANDSCAPING	-	1,578
TRAVEL EXPENSES	-	540
Fuel	-	540
ISC PROGRAMMES	-	2,492
Akhand Paath	-	2,492
BANK CHARGES	14	37
PUNJABI EDUCATION CENTRE EXPENSES	7,372	12,315
Teachers Allowances	7,270	10,735
Books Purchases	-	175
Stationaries	102	-
Education Tour	-	1,405
DEPRECIATION OF FIXED ASSETS	1,400	7,000
SAMELAN CLASSROOM CABINS EXPENSES	-	291,821
SURPLUS / DEFICIT FOR THE YEAR	4,403	(237,991)


SIKH NAUJAWAN SABHA MALAYSIA (SNSM) BALANCE SHEET AS AT 30 APRIL 2019

	Note	FY 2018 (in RM)	FY 2018 (in RM)
FIXED ASSETS		3,210,503	3,313,129
LAND AND BUILDINGS	2	3,300,000	3,300,000
OTHER FIXED ASSETS		10,503	13,129
ADD: CURRENT ASSETS		101,799	59,027
SNSM SHOPPE STOCKS	3	20,000	25,349
CASH AND BANK BALANCES		81,799	23,677
Cash in Hand		7,413	19,598
Current Deposits		60,708	(29,926)
Savings Deposits		11,050	37,383
Global Sikh Funds		2,628	2,622
LESS: CURRENT LIABILITIES		-	-
HIRE PURCHASE LOAN		-	-
OTHER PAYABLES AND ACCRUALS		-	-
NET ASSETS		3,412,256	3,868,155


Dr. Harbir Singh
Jathedar (President)


Khushwant Singh
Sewak (Hon. Secretary)


Jaspreet Singh
Khasanchi (Hon. Treasurer)


Sabynder Singh
Auditor


Jaswant Singh
Auditor

The annexed notes form an integral part of, and should be read in conjunction with, these financial statements

**SIKH NAUJAWAN SABHA MALAYSIA (SNSM) STATEMENT OF RECEIPTS AND PAYMENTS FOR THE YEAR ENDED
30 APRIL 2019**

	FY 2019 (in RM)	FY 2018 (in RM)
CASH AND BANK BALANCES (BEGINNING)	29,677	53,882
GENERAL FUNDS	27,056	51,260
Cash in Hand	19,598	1,050
Current Deposits	(29,926)	14,167
Savings Deposits	37,383	36,043
GLOBAL SIKHS	2,622	2,622
Global Sikhs	2,622	2,622
RECEIPTS	396,150	380,462
GENERAL DONATIONS	118,837	95,649
Donations	38,744	15,039
Daswandh Scheme	80,093	80,610
SNSM MEMBERSHIP RECEIPTS	4,383	52
Membership Entrance Fee	-	2
Life Membership Subscription	1,663	-
Annual Membership Subscription	2,720	50
PARCHAAR EVENTS RECEIPTS	256,662	273,687
Annual Gurmat Parchaar Samelan	168,489	209,299
Annual Vaisakhi Kirtan Darbar	85,304	31,424
Sikhi Tsunami 550	2,869	-
Bhai Merdana Sangeet Festival	-	32,964
YOUTH DEVELOPMENT EVENTS RECEIPTS	1,245	-
Enkaurage	1,245	-
SNSM SHOPPE SALE	5,023	4,824
SNSM HOSTEL RENTAL INCOME	-	6,250
ADVANCE RECEIVED FROM SPONSORS	10,000	-

	FY 2019 (in RM)	FY 2018 (in RM)
PAYMENTS	344,035	404,667
ADMINISTRATIVE EXPENSES	74,207	82,410
Office Expenses	9,743	14,270
Staff Expenses		
- Allowances	33,800	35,750
SNSM Headquarter Provision	5,164	5,456
SNSM Headquarter Maintenance	-	3,930
SNSM Headquarters & Branches Quit Rent and Assesment Charges		
- SNSM Headquarters Assesment Charges	648	2,152
- SNSM Headquarter Quit Rent Charges	1,848	-
- SNSM Hostel Assesment Charges	660	660
- SNSM Hostel Quit Rent Charges	640	-
- SNSM Ipoh Branch Assesment Charges	372	293
- SNSM Ipoh Branch Quit Rent Charges	292	-
SNSM Headquarter Utility Bills		
- Water Bill	487	3,157
- Electricity Bill	14,155	10,519
- Sewage Bills	144	-
- Phone Bill	4,515	6,223
- WiFi Bills	1,738	-
SNSM HOSTEL EXPENSES	1,208	6,171
Utility Bills		
- Electricity Bills	827	3,771
- Water Bills	382	1,569
Maintenance	-	830
DONATIONS	9,100	600
Welfare Payments	-	600
Event Contributions	8,900	-
Other Donations	200	-
PARCHAAR EVENTS EXPENSES	242,500	284,014
Annual Gurmat Parchaar Samelan	156,089	200,229
Annual Valsakhi Kirtan Darbar	83,661	54,662
Satsang Programmes, Parchaar Tours & Mini Samelans	2,750	2,320
Bhai Mardana Sangeet Festival	-	26,803
YOUTH DEVELOPMENT EVENTS EXPENSES	16,966	25,767
Bhasa Mela	385	-
Holla Mahalla Games	8,629	24,767
Education Camp	1,096	1,000
Enkaurage	6,856	-
BANK CHARGES	54	150
SNSM SHOPPE EXPENSES	-	5,555

Pertubuhan Sikh Naujawan Sabha Malaysia
Sikh Naujawan Sabha Malaysia

	FY 2019 (in RM)	FY 2018 (in RM)
CASH AND BANK BALANCES (ENDING)	81,793	29,677
GENERAL FUNDS	79,171	27,056
Cash In Hand	7,413	19,598
Current Deposits	60,708	(29,926)
Savings Deposits	11,050	37,383
GLOBAL SIKHS	2,622	2,622
MBB - 514123539241	2,622	2,622

**SIKH NAUJAWAN SABHA MALAYSIA (SNSM) STATEMENT OF INCOME AND EXPENDITURE FOR THE YEAR ENDED
30 APRIL 2019**

	FY 2019 (in RM)	FY 2018 (in RM)
INCOME	395,150	380,462
GENERAL DONATIONS	118,837	95,649
Donations	38,744	15,039
Daswandh Scheme	80,093	80,610
SNSM MEMBERSHIP RECEIPTS	4,383	52
Membership Entrance Fee	-	2
Life Membership Subscription	1,663	-
Annual Membership Subscription	2,720	50
PARCHAAR EVENTS RECEIPTS	256,662	273,687
Annual Gurmat Parchaar Samelan	168,489	209,299
Annual Vaisakhi Kirtan Darbar	85,304	31,424
Sikhi Tsunami 550	2,869	-
Bhai Merdana Sangeet Festival	-	32,964
YOUTH DEVELOPMENT EVENTS RECEIPTS	1,245	-
Enkaurage	1,245	-
SNSM SHOPPE SALE	5,023	4,824
SNSM HOSTEL RENTAL INCOME	-	6,250
ADVANCE RECEIVED FROM SPONSORS	10,000	-

	FY 2019 (in RM)	FY 2018 (in RM)
PAYMENTS	347,917	410,490
ADMINISTRATIVE EXPENSES	74,207	82,410
Office Expenses	9,743	14,270
Staff Expenses	-	-
- Allowances	33,800	35,750
SNSM Headquarter Provision	5,164	5,456
SNSM Headquarter Maintenance	-	3,930
SNSM Headquarters & Branches Quit Rent and Assesment Charges	-	-
- SNSM Headquarters Assesment Charges	648	2,152
- SNSM Headquarter Quit Rent Charges	1,848	-
- SNSM Hostel Assesment Charges	660	660
- SNSM Hostel Quit Rent Charges	640	-
- SNSM Ipoh Branch Assesment Charges	372	293
- SNSM Ipoh Branch Quit Rent Charges	292	-
SNSM Headquarter Utility Bills	-	-
- Water Bill	487	3,157
- Electricity Bill	14,155	10,519
- Sewage Bills	144	-
- Phone Bill	4,515	6,223
- WiFi Bills	1,738	-
SNSM HOSTEL EXPENSES	1,208	6,171
Utility Bills	-	-
- Electricity Bills	827	3,771
- Water Bills	382	1,569
Maintenance	-	830
DONATIONS	9,100	600
Welfare Payments	-	600
Event Contributions	8,900	-
Other Donations	200	-
PARCHAAR EVENTS EXPENSES	242,500	284,014
Annual Gurmat Parchaar Samelan	156,089	200,229
Annual Vaisakhi Kirtan Darbar	83,661	54,662
Satsang Programmes, Parchaar Tours & Mini Samelans	2,750	2,320
Bhai Mardana Sangeet Festival	-	26,803
YOUTH DEVELOPMENT EVENTS EXPENSES	16,966	25,767
Bhasa Mela	385	-
Holla Mahalla Games	8,629	24,767
Education Camp	1,096	1,000
Enkaurage	6,856	-
BANK CHARGES	54	150
SNSM SHOPPE COST OF GOODS SOLD	1,256	1,206
DEPRECIATION OF FIXED ASSETS	2,626	10,172
SURPLUS / DEFICIT FOR THE YEAR	48,233	(30,027)



NOTES TO THE FINANCIAL STATEMENTS

1. Significant accounting policies

Basis of preparation

The financial statements have been prepared under the historical cost basis and in compliance with applicable approved accounting standards in Malaysia.

Depreciation of fixed assets

Fixed assets are stated at cost less accumulated depreciation. Depreciation of fixed assets is calculated to write off the cost of the assets on a straight line basis over the expected useful lives of the assets.

The principal annual rate applied is 20%.

Freehold land and properties are not depreciated.

Recognition of income

Donations, membership subscriptions and other income derived are recognised in the Statement of Income and Expenditure as it accrues.

Liabilities

Other payables are stated at cost.

2. Land and buildings

	2019 <i>RM</i>	2018 <i>RM</i>
Mukim Buluh Telur, Ulu Selangor, freehold (2002)	2,725,400	2,725,400
Sabha Hostel Brickfields, KL (1996 - freehold)	420,000	420,000
Sabha House Ipoh (2001 - freehold)	180,000	180,000
Sabha House Titiwangsa, KL (2007 - freehold)	2,700,000	2,700,000
	<u>6,025,400</u>	<u>6,025,400</u>

3. Stocks

Stocks comprise general books, CD's and cassettes and others (RM20,000) and are based on estimates.



4 SNSM Other Fixed Assets

Year	Description	COST		ACCUMULATED DEPRECIATION				Net Book Value RM		
		Balance b/f RM	Additions RM	Disposals RM	Balance c/f RM	Balance b/f RM	Additions RM		Disposals RM	
2000	P. C. Abx (Computer)	4,135	-	-	4,135	4,134	-	-	4,134	1
2001	Shoppe Cabinets	5,650	-	-	5,650	5,649	-	-	5,649	1
	PC Monitors & Keyboard	976	-	-	976	975	-	-	975	1
	Tannoy Speakers	1,350	-	-	1,350	1,349	-	-	1,349	1
	Yamaha Player & Cables	2,100	-	-	2,100	2,099	-	-	2,099	1
	York Air-cond	1,600	-	-	1,600	1,599	-	-	1,599	1
	Sony Minidisk Recorder	1,459	-	-	1,459	1,458	-	-	1,458	1
	Recording Stand & Phonsz	1,004	-	-	1,004	1,003	-	-	1,003	1
	Air Conditioner	2,900	-	-	2,900	2,899	-	-	2,899	1
	SPL Sound Processor	2,390	-	-	2,390	2,389	-	-	2,389	1
	Tascam Mastering Deck	5,310	-	-	5,310	5,309	-	-	5,309	1
	Yamaha Audio Workstation	11,150	-	-	11,150	11,149	-	-	11,149	1
	Yamaha Reference Speakers	5,260	-	-	5,260	5,259	-	-	5,259	1
	Microphones	1,315	-	-	1,315	1,314	-	-	1,314	1
	X Gen Duplicating Machine	21,205	-	-	21,205	21,204	-	-	21,204	1
	Balance c/f	67,804	-	-	67,804	67,789	-	-	67,789	15



Year	Description	COST				ACCUMULATED DEPRECIATION				Net Book Value RM
		Balance b/f	Additions	Disposals	Balance c/f	Balance b/f	Additions	Disposals	Balance c/f	
		RM	RM	RM	RM	RM	RM	RM	RM	
	Balance b/f	67,804	-	-	67,804	67,789	-	-	67,789	15
2002	Rec Equipment D063841	1,071	-	-	1,071	1,070	-	-	1,070	1
	Roadcase: Recording Equipment	1,140	-	-	1,140	1,139	-	-	1,139	1
	Pentium 4 1.4Ghz 2 pcs	3,940	-	-	3,940	3,939	-	-	3,939	1
	DVD Writer	300	-	-	300	299	-	-	299	1
	Phone System NX8NE	3,090	-	-	3,090	3,089	-	-	3,089	1
	2HP York Air Con	2,730	-	-	2,730	2,729	-	-	2,729	1
2003	3 Pcs Walkie talkie	3,150	-	-	3,150	3,149	-	-	3,149	1
	Korean Safe ES032	1,200	-	-	1,200	1,199	-	-	1,199	1
2004	Cups & Plates	16,022	-	-	16,022	16,021	-	-	16,021	1
2005	Carpet cutting & transportation.	5,166	-	-	5,166	5,165	-	-	5,165	1
	Book shop Casio cash register.	3,920	-	-	3,920	3,919	-	-	3,919	1
	Nissan Van	85,000	-	-	85,000	84,999	-	-	84,999	1
	Balance c/f.	194,533	-	-	194,533	194,506	-	-	194,506	27



Year	Description	COST			ACCUMULATED DEPRECIATION			Net Book Value RM	
		Balance b/f RM	Additions RM	Disposals RM	Balance b/f RM	Additions RM	Disposals RM		
	Balance c/f	194,533	-	-	194,533	-	-	194,506	27
2005	Microphone Stands 21060/25960	1,660	-	-	1,660	-	-	1,659	1
	Challenger Power Speaker	1,492	-	-	1,492	-	-	1,491	1
	Challennger Portable AMP/CD playe	5,760	-	-	5,760	-	-	5,759	1
2006	Yamaha power mixer	3,200	-	-	3,200	-	-	3,199	1
	1 HP Air Cond	1,200	-	-	1,200	-	-	1,199	1
2007	Fridge	5,000	-	-	5,000	-	-	4,999	1
	2 HP Air Cond	2,224	-	-	2,224	-	-	2,223	1
	Carpets	3,360	-	-	3,360	-	-	3,359	1
	Exhibition materials	3,000	-	-	3,000	-	-	2,999	1
2008	Computer	1,660	-	-	1,660	-	-	1,659	1
	2 Second Hand Computers	1,000	-	-	1,000	-	-	999	1
	Stainless stell beinder	4,000	-	-	4,000	-	-	3,999	1
	Intel Computer	1,900	-	-	1,900	-	-	1,899	1
	LG Computer	1,797	-	-	1,797	-	-	1,796	1
	Dell Projector	2,500	-	-	2,500	-	-	2,499	1
	6 Mike Mixers	1,250	-	-	1,250	-	-	1,249	1
	HP Colour Laserjet Printer	1,150	-	-	1,150	-	-	1,149	1
	Copy Star DVD Duplicator	2,500	-	-	2,500	-	-	2,499	1
	Display Boards	2,700	-	-	2,700	-	-	2,699	1
2009	Sony Video Camera	1,479	-	-	1,479	-	-	1,478	1
	Stoves	1,380	-	-	1,380	-	-	1,379	1
	Microphones, PA amplifiers, DVD players	6,000	-	-	6,000	-	-	5,999	1
	Balance c/f	250,745	-	-	250,745	-	-	250,696	49



Year	Description	COST		ACCUMULATED DEPRECIATION		Net Book Value RM	
		Balance b/f RM	Additions RM	Disposals RM	Balance c/f RM		Balance c/f RM
	Balance c/f	250,745	-	-	250,745	250,696	49
2010	Hitachi Projector set	2,420	-	-	2,420	2,419	1
	Laminating Machine	1,700	-	-	1,700	1,700	#####
	Video adaptor	99	-	-	99	98	1
	Cannon P Shot Camera	1,550	-	-	1,550	1,549	1
	Computer LCD Monitor	425	-	-	425	424	1
	Computer LCD Monitor	425	-	-	425	424	1
	Mobile Pan (Tevi)	2,200	-	-	2,200	2,199	1
	Van	3,000	-	-	3,000	3,000	#####
	Cabins (2)	5,000	-	-	5,000	5,000	#####
	Kyocera Photostat Machine	15,000	-	-	15,000	14,999	1
	3 laptop (Dell, Toshiba,Lenovo)	9,521	-	-	9,521	9,520	1
	Acer Laptop	2,249	-	-	2,249	2,248	1
	Plasma TV	9,996	-	-	9,996	9,995	1
	Nissan Van - WTV7825	96,281	-	-	96,281	96,280	1
	15 Walkie Talkie (Vortex)	9,000	-	-	9,000	8,999	1
	Camera and Video	7,200	-	-	7,200	7,199	1
	Camera Equipment	7,800	-	-	7,800	7,799	1
	Office printers	3,000	-	-	3,000	2,999	1
2011	Camera Lens (2) and Flash	5,199	-	-	5,199	3,250	3,640
	Walkie Talkie (Motorola) - 8 pieces	8,240	-	-	8,240	5,150	5,768
	Standing Fans	3,184	-	-	3,184	1,991	2,230
	Laptop	1,715	-	-	1,715	1,081	1,211
	Projector	3,000	-	-	3,000	1,878	2,103
	Balance	448,949	-	-	448,949	440,897	1,602
						442,499	6,450



Year	Description	COST			ACCUMULATED DEPRECIATION			Net Book Value		
		Balance b/f RM	Additions RM	Disposals RM	Balance c/f RM	Balance b/f RM	Additions RM		Disposals RM	Balance c/f RM
	Balance c/f	448,949	-	-	448,949	440,897	1,602	-	442,499	6,450
2012	CCTV Camera with 8 channel DVR (D	4,520	-	-	4,520	4,519	-	-	4,519	1
	19" LED Monitor (Samsung)	400	-	-	400	399	-	-	399	1
	1HP York Aircond	1,000	-	-	1,000	999	-	-	999	1
	15 Banquet Tables and 50 Chairs	3,600	-	-	3,600	3,599	-	-	3,599	1
	6 Portable Steel Cabins	30,000	-	-	30,000	29,999	-	-	29,999	1
	Projector - Panasonic	3,300	-	-	3,300	3,299	-	-	3,299	1
	Motorised Projector Screen - 3	3,216	-	-	3,216	3,215	-	-	3,215	1
	8" Full Range 150 watts Speaker - 4	2,240	-	-	2,240	2,239	-	-	2,239	1
	1.5HP York Air Cond - 2	2,200	-	-	2,200	2,199	-	-	2,199	1
	16kg Panasonic washing machine	2,150	-	-	2,150	2,149	-	-	2,149	1
	3 door Refrigerator	4,500	-	-	4,500	4,499	-	-	4,499	1
	42" Philips LED TV	1,699	-	-	1,699	1,698	-	-	1,698	1
2013	1 Laptop	1,000	-	-	1,000	800	199	-	999	1
	Air Cond	9,000	-	-	9,000	7,200	1,799	-	8,999	1
	Air Cond - 2	5,840	-	-	5,840	4,672	1,167	-	5,839	1
	1.5HP Panasonic Air Cond	2,500	-	-	2,500	2,000	499	-	2,499	1
	Computer items purchased	2,471	-	-	2,471	1,976	494	-	2,470	1
	1.5 HP Air Cond - 1	1,300	-	-	1,300	1,040	259	-	1,299	1
	2 HP Air Cond	2,120	-	-	2,120	1,696	423	-	2,119	1
2014	Computer card - portable	660	-	-	660	396	132	-	528	132
	Cups & table	1,700	-	-	1,700	1,020	340	-	1,360	340
	Manji Sahib Room & Shelf	1,650	-	-	1,650	990	330	-	1,320	330
	Tractor	35,000	-	-	35,000	-	28,000	-	28,000	7,000
2015	Stainless steel cups	-	14,642	-	14,642	5,857	2,928	-	8,785	5,857
	Balance	571,015	14,642	-	585,657	527,357	38,172	-	565,530	20,128

